

N1 ROLL FORMING LINE mod. PRH 9/250 for "C" slides

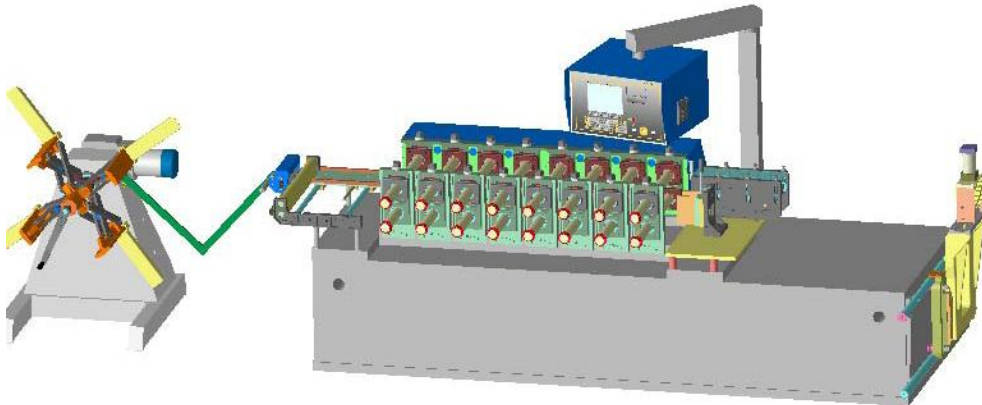


MAINS FEATURES

. Material to be processed			
- definition	:	Coils	
- Type	:	Mild / galvanised steel	
- Max weight	Kg	:	according to decoiler
- Maximum thickness	mm	:	30
- Max. production speed	m/1'	:	15
. Electrical supply	V	:	400
	Hz	:	50
. Going sense		:	left/right
. Total installed power a.c.	HP	:	5,5 (control / inverter)
	HP	:	4



DESCRIPTION



① ROLL FORMING MACHINE PRH 9/250

. Maximum width between stands	mm	:	250
. Maximum width over stands	mm	:	0
. Diameter of shafts	mm	:	55
. Number of forming stations	N	:	8 (frame allowed for 9)
. Motors	HP	:	5,5

- **one piece table**, from planed steel with lining up grooves for the transmission uprights
- N8 **stations** with special **cast-iron stands**, housing large bearings of the best domestic and foreign brands.
- Steel roller shafts, entirely ground with 10 mm slots.
- **Upper roller shafts adjustable** according to the thickness to be worked, with graded vernier scale for setting.
- **Adjustable** introducing **guides** to line up the strips on the different sets of rolls
- Group of straighteners lined up on each set of rollers
- Geared motors (with electronic control), **HP 22+22** with **direct connection** to the powering's shaft
- **One piece transmission shaft** Ø mm 40 from the motor **to the different stations** with conical gears
- **Full direct driving** from reduction gear + n2 introduction **stations independently coupled**
- Start up directly from the main electrical panel, or from a **remote control** box with forward and backward.

② ELECTRICAL EQUIPMENT AND HANGING UP ADJUSTABLE CONTROL PANEL

- Remote control
- Programmer type **EC 609 VIDEO**, with control of :
 - Speed
 - Number of pieces
 - Cutting length
 - Lubrification
 - punching - notching

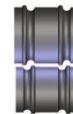


③ HYDRAULIC PLANT

- . Tank L : 50
- . Hydraulic unit motor pump HP : 4



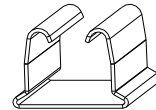
- Adjustable frame after the rolling machine, for the right positioning and lining up of the different cutting units with the suited sets of rolls.



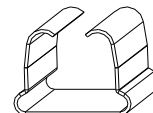
④ SETS OF ROLL FORMERS

in special tempered and rectified steel as drawings attached

- N1 **complete** set of combined **roll formers + straighteners** for "C" slide n°①

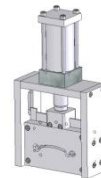


- N1 **complete** set of combined **roll formers + straighteners** for "C" slide n°②

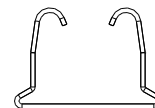


⑤ HYDRAULIC CUTTING TOOLING

- **complete** of **blades & dies**, hyd. cylinder electronic **sensor**
- **CNC** control



- N1 **complete** hyd. **cutting** unit for "C" slide n°①



- N1 **complete** hyd. **cutting** unit for "C" slide n°②

